



SALON HYDRAFACIAL MACHINE

BY THE ONLINE BEAUTY WAREHOUSE

PARAMETERS:

Electricity voltage: AC90V-220v

Working frequency: 50Hz/60HZ

Power: 250w

SUPPORT:

For any additional inquiries, kindly reach out to a sales representative at The Online Beauty Warehouse by dialing 1300 951 664. We appreciate your consideration and look forward to assisting you further.

ABOUT YOUR NEW MACHINE:

Introducing The Salon Hydrafacial Machine from the Online Beauty Warehouse, a sophisticated skincare device meticulously crafted to provide a comprehensive and rejuvenating facial experience. This multifaceted machine seamlessly integrates three essential functions to elevate your skincare routine:

Hydrodermabrasion:

Technology: Cutting-edge hydrodermabrasion technology delicately exfoliates and cleanses the skin, removing impurities and dead cells for a revitalized complexion.

Benefits: Deep hydration, improved skin texture, and a refreshed appearance.

Microdermabrasion:

Mechanism: Precision microdermabrasion ensures mechanical exfoliation, promoting the removal of dead skin cells and unveiling a smoother, more radiant skin surface.

Advantages: Enhanced skin renewal, reduced fine lines, and improved overall skin tone.

Oxygen Spray Gun:

Application: The oxygen spray gun delicately mists the skin with a fine spray, infusing it with hydration and revitalizing properties.



Benefits: Improved skin vitality, enhanced absorption of skincare products, and a refreshing, radiant glow.

Key Features:

Versatility: Offers a complete facial solution by combining exfoliation, cleansing, and hydration in a single device.

Customization: Adjustable settings allow for personalized treatments tailored to individual skin types and concerns.

Ease of Use: User-friendly interface ensures a seamless and comfortable experience for both skincare professionals and individuals.




1. Clean water bottle
2. Waste water bottle
3. Water flow adjust valve
4. Oil pressure gauge
5. Water out
6. Water in
7. Vacuum valve
8. Hydra handle
9. Oxygen spray handle
10. Micro-dermabrasion
11. Dead skin
12. Effect switch
13. Micro-dermabrasion connector
14. Auto alarm
15. Power switch
16. Oxygen spray connector
17. Waste bottle water in
18. Waste water out
19. Clean water in

MICRODERMABRASION



1: pipe and diamond tips connect to handle and then turn on the diamond peel switch




Important tips:
The black ring is necessary before use, otherwise it may cause air leakage and affect using effect. Please remember installing it.



Diamond tips

Diamond peel switch

Step 3: put diamond wand tightly onto corresponding skin according to different tips



Diamond peel handle


Touch the skin

Tips disinfected:
Wipe the tip after each use treatment then Sanitize with alcohol or a good germicide solution. Dry tips and wands completely before storage and/or before use.

HYDRODERMABRASION



Hydra handle tube connector



Take pipe out correctly:
Press blue ring then pull the pipe out

2: PVC tips connect to aqua peel handle




White ring



Notice:
The white ring is necessary before using, otherwise it may cause air leakage and affect using effect.

3: put essence into clean water bottle and then connect clean and recycle water bottle to mainframe



Clean water bottle


Waste bottle water out

Waster bottle water in




Recycle water bottle connection tips:
Please choose correct in or out jack according to tag behind machine and label on the bottle top

About waste water bottle installment:



Put the white ring into the bottle


White ring




Screw the lid

Important tips:
Please remembering put the white ring into bottle before screwing lid otherwise it may cause a little suction or no suction and affect machine used.

OXYGEN SPRAY



2: connect the spray on the back of the machine



Oxygen spray pipe connector

3: add 2-3ml serums/lotion to spray



Remark:

You can put some essence, nutrient solution and other water-soluble essence into it.

4: start spray and you can see the nice effect of water/serums spray



Water /serum spray